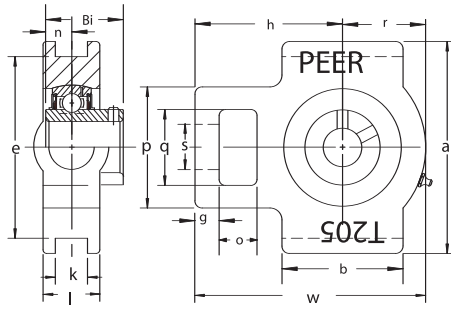
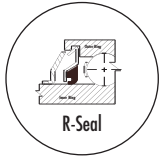



# Take Up Units

## UCT200 Series Set Screw Locking



- Standard duty, high-grade cast iron
- Slot width must be specified when ordering
- Wide inner ring bearing
- Relubricatable unit with anti-rotation pin
- Standard seal: R-Seal

Triple lip seal and other options:  
See page 83

Dimensions <sup>in</sup> / <sub>mm</sub>																			
Unit No.	Shaft Diam.	o	g	p	q	s	b	K	e	a	w	j	l	r	h	Bi	n	Bearing No.	Housing No.
UCT201 -8	1/2																	UC201 -8	
UCT201 -12mm	12mm																	UC201 -12mm	
UCT202 -9	9/16																	UC202 -9	
UCT202 -10	5/8	5/8	13/32	2	1 1/4	3/4	2	17/32	3	3 1/2	3 23/32	1 1/4	13/16	1 5/16	2 13/32	1.220	0.500	UC202 -10	T-204-H
UCT202 -15mm	15mm	15.9	10.3	50.8	31.8	19.1	50.8	13.5	76.2	88.9	94.4	31.8	20.6	33.3	61.1	31.00	12.70	UC202 -15mm	
UCT203 -11	11/16																	UC203 -11	
UCT203 -17mm	17mm																	UC203 -17mm	
UCT204 -12	3/4	5/8	13/32	2	1 1/4	3/4	2	17/32	3	3 1/2	3 23/32	1 1/4	13/16	1 5/16	2 13/32	1.220	0.500	UC204 -12	T-204-H
UCT204 -13	13/16	15.9	10.3	50.8	31.8	19.1	50.8	13.5	76.2	88.9	94.4	31.8	20.6	33.3	61.1	31.00	12.70	UC204 -13	
UCT204 -20mm	20mm																	UC204 -20mm	
UCT205 -13	13/16	5/8	13/32	2	1 1/4	3/4	2	17/32	3	3 1/2	3 13/16	1 1/4	15/16	1 3/8	2 7/16	1.339	0.563	UC205 -13	T-205-H
UCT205 -14	7/8	15.9	10.3	50.8	31.8	19.1	50.8	13.5	76.2	88.9	96.8	31.8	23.8	34.9	61.9	34.00	14.30	UC205 -14	
UCT205 -15	15/16																	UC205 -15	
UCT205 -16	1 1/8																	UC205 -16	
UCT205 -25mm	25mm																	UC205 -25mm	
UCT206 -17	1 1/16	5/8	13/32	2 7/32	1 15/32	55/64	2 1/4	17/32	3 1/2	4 1/32	4 7/16	1 15/32	1 3/32	1 11/16	2 3/4	1.500	0.626	UC206 -17	T-206-H
UCT206 -18	1 1/8	15.9	10.3	56.4	37.3	21.8	57.2	13.5	88.9	102.4	112.8	37.3	27.8	42.9	69.9	38.10	15.90	UC206 -18	
UCT206 -19	1 3/16																	UC206 -19	
UCT206 -20	1 1/4(s)																	UC206 -20	
UCT206 -30mm	30mm																	UC206 -30mm	
UCT207 -20	1 1/4	5/8	1/2	2 17/32	1 15/32	55/64	2 17/32	17/32	3 1/2	4 1/32	5 1/16	1 15/32	1 3/16	2	3 1/16	1.689	0.689	UC207 -20	T-207-H
UCT207 -21	1 5/16	15.9	12.7	64.3	37.3	21.8	64.3	13.5	88.9	102.4	128.8	37.3	30.2	51.0	77.8	42.90	17.50	UC207 -21	
UCT207 -22	1 3/8																	UC207 -22	
UCT207 -23	1 7/16																	UC207 -23	
UCT207 -35mm	35mm																	UC207 -35mm	
UCT208 -24	1 1/2	3/4	5/8	3 9/32	1 15/16	1 9/64	3 9/32	11/16	4 1/64	4 1/2	5 11/16	1 15/16	1 5/16	2 27/32	3 15/32	1.937	0.748	UC208 -24	T-208-H
UCT208 -25	1 9/16	19.1	15.9	83.3	49.2	29.0	83.3	17.5	102.0	114.3	144.5	49.2	33.3	56.4	88.1	49.20	19.00	UC208 -25	
UCT208 -40mm	40mm																	UC208 -40mm	
UCT209 -26	1 5/8	3/4	5/8	3 9/32	1 15/16	1 9/64	3 9/32	11/16	4 1/64	4 19/32	5 11/16	1 15/16	1 3/8	2 1/4	3 7/16	1.937	0.748	UC209 -26	T-209-H
UCT209 -27	1 11/16	19.1	15.9	83.3	49.2	29.0	83.3	17.5	102.0	116.7	144.5	49.2	34.9	57.2	87.3	49.20	19.00	UC209 -27	
UCT209 -28	1 3/4																	UC209 -28	
UCT209 -45mm	45mm																	UC209 -45mm	
UCT210 -29	1 13/16	3/4	5/8	3 9/32	1 15/16	1 9/64	3 3/8	11/16	4 1/64	4 19/32	5 27/32	1 15/16	1 15/32	2 5/16	3 17/32	2.031	0.748	UC210 -29	T-210-H
UCT210 -30	1 7/8	19.1	15.9	83.3	49.2	29.0	85.7	17.5	102.0	116.7	148.4	49.2	37.3	58.7	89.7	51.60	19.00	UC210 -30	
UCT210 -31	1 15/16																	UC210 -31	
UCT210 -32	2(s)																	UC210 -32	
UCT210 -50mm	50mm																	UC210 -50mm	
UCT211 -32	2	1	3/4	4 1/32	2 17/32	1 3/8	3 3/4	.866	5 1/8	5 3/4	6 3/4	2 17/32	1 1/2	2 9/16	4 3/16	2.189	0.874	UC211 -32	T-211-H
UCT211 -33	2 1/16	25.4	19.1	102.4	64.3	34.9	95.3	22.0	130.2	146.1	171.5	64.3	38.1	65.1	106.4	55.60	22.20	UC211 -33	
UCT211 -34	2 1/8																	UC211 -34	
UCT211 -35	2 3/16																	UC211 -35	
UCT211 -55mm	55mm																	UC211 -55mm	
UCT212 -36	2 1/4	1 1/4	3/4	4 1/32	2 17/32	1 3/8	4 1/32	.866	5 1/8	5 3/4	7 5/8	2 17/32	1 21/32	2 15/16	4 11/16	2.563	1.000	UC212 -36	T-212-H
UCT212 -37	2 5/16	31.8	19.1	102.4	64.3	34.9	102.4	22.0	130.2	146.1	193.7	64.3	42.1	74.6	119.1	65.10	25.40	UC212 -37	
UCT212 -38	2 3/8																	UC212 -38	
UCT212 -39	2 7/16																	UC212 -39	
UCT212 -60mm	60mm																	UC212 -60mm	
UCT213 -40	2 1/2	1 1/4	13/16	4 3/8	2 3/4	1 39/64	4 3/4	17/16	5 15/16	6 9/16	8 27/32	2 3/4	1 23/32	3 7/16	5 13/32	2.563	1.000	UC213 -40	T-213-H
UCT213 -41	2 9/16	31.8	20.6	111.1	69.9	40.9	120.7	27.0	150.8	166.7	224.6	69.9	43.7	87.3	137.3	65.10	25.40	UC213 -41	
UCT213 -65mm	65mm																	UC213 -65mm	
UCT214 -42	2 5/8	1 1/4	13/16	4 3/8	2 3/4	1 39/64	4 3/4	17/16	5 15/16	6 9/16	8 27/32	2 3/4	1 13/16	3 7/16	5 13/32	2.937	1.189	UC214 -42	T-214-H
UCT214 -43	2 11/16	31.8	20.6	111.1	69.9	40.9	120.7	27.0	150.8	166.7	224.6	69.9	46.0	87.3	137.3	74.60	30.20	UC214 -43	
UCT214 -44	2 3/4																	UC214 -44	
UCT214 -70mm	70mm																	UC214 -70mm	
UCT215 -45	2 13/16	1 1/4	13/16	4 3/8	2 3/4	1 39/64	4 3/4	17/16	5 15/16	6 9/16	9 1/8	2 3/4	1 7/8	3 5/8	5 1/2	3.063	1.311	UC215 -45	T-215-H
UCT215 -46	2 7/8	31.8	20.6	111.1	69.9	40.9	120.7	27.0	150.8	166.7	231.8	69.9	47.6	92.1	139.7	77.80	33.30	UC215 -46	
UCT215 -47	2 15/16																	UC215 -47	
UCT215 -48	3																	UC215 -48	
UCT215 -75mm	75mm																	UC215 -75mm	
UCT216 -50	3 1/8	1 1/4	13/16	4 3/8	2 3/4	1 39/64	4 3/4	17/16	6 1/2	7 1/4	9 1/4	2 3/4	2	3 3/4	5 1/2	3.252	1.311	UC216 -50	T-216-H
UCT216 -80mm	80mm	31.8	20.6	111.1	69.9	40.9	120.7	27.0	165.1	184.2	235.0	69.9	50.8	95.3	139.7	82.60	33.30	UC216 -80mm	

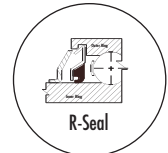
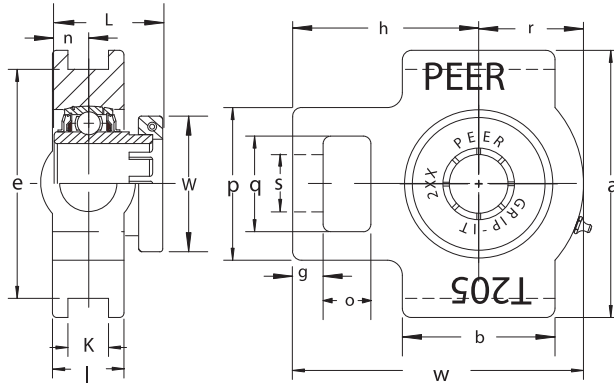
1. T series housings can also be combined with the following insert bearings: HC, FH, FHS or GR: Example HCT205-16-17/32 or FHT205-16-17/32
2. Slot width ('K' dimension) can be made to your specification upon request. See page 129 for suggested options.
3. Specify slot width when ordering the complete unit: Example UCT205-17-17/32
4. Specify slot width when ordering the housing only: Example: T-205-H-17/32

# Take Up Units GRT200 Series GRIP-IT 360 Degree Locking



- Standard duty, high-grade cast iron
- Slot width must be specified when ordering
- Wide inner ring bearing
- Relubricatable unit with anti-rotation pin
- Black oxide plated inner and outer rings
- Standard seal: R-Seal

Triple lip seal and other options:  
See page 83



Unit No.	Shaft Diam.	Dimensions <sup>in</sup> / <sub>mm</sub>																	Bearing No.	Housing No.
		o	g	p	q	s	b	K	e	a	w	j	l	r	h	L	n	W		
GRT204-12 GRT204-13 GRT204-20mm	3/4 13/16 20mm	5/8 15.9	13/32 10.3	2 50.8	1 1/4 31.8	3/4 19.1	2 50.8	17/32 13.5	3 76.2	3 1/2 88.9	3 23/32 94.4	1 1/4 31.8	13/16 20.6	1 5/16 33.3	2 13/32 61.1	1.374 34.90	0.500 12.70	1.76 44.60	GR204-12 GR204-13 GR204-20mm	T-204-H
GRT205-13 GRT205-14 GRT205-15 GRT205-16 GRT205-25mm	13/16 7/8 15/16 1 25mm	5/8 15.9	13/32 10.3	2 50.8	1 1/4 31.8	3/4 19.1	2 50.8	17/32 13.5	3 76.2	3 1/2 88.9	3 13/16 96.8	1 1/4 31.8	15/16 23.8	1 3/8 34.9	2 7/16 61.9	1.512 38.40	0.563 14.30	1.94 49.20	GR205-13 GR205-14 GR205-15 GR205-16 GR205-25mm	T-205-H
GRT206-17 GRT206-18 GRT206-19 GRT206-20 GRT206-30mm	1 1/16 1 1/8 1 3/8 1 1/4(s) 30mm	5/8 15.9	13/32 10.3	2 7/32 56.4	1 15/32 37.3	55/64 21.8	2 1/4 57.2	17/32 13.5	3 1/2 88.9	4 1/32 102.4	4 7/16 112.8	1 15/32 37.3	1 3/32 27.8	1 11/16 42.9	2 3/4 69.9	1.650 41.90	0.626 15.90	2.19 55.50	GR206-17 GR206-18 GR206-19 GR206-20 GR206-30mm	T-206-H
GRT207-20 GRT207-21 GRT207-22 GRT207-23 GRT207-35mm	1 1/4 1 5/16 1 3/8 1 7/16 35mm	5/8 15.9	1/2 12.7	2 17/32 64.3	1 15/32 37.3	55/64 21.8	2 17/32 64.3	17/32 13.5	3 1/2 88.9	4 1/32 102.4	5 1/16 128.8	1 15/32 37.3	1 3/16 30.2	2 51.0	3 1/16 77.8	1.870 47.50	0.689 17.50	2.57 65.40	GR207-20 GR207-21 GR207-22 GR207-23 GR207-35mm	T-207-H
GRT208-24 GRT208-25 GRT208-40mm	1 1/2 1 9/16 40mm	3/4 19.1	5/8 15.9	3 9/32 83.3	1 15/16 49.2	1 9/64 29.0	3 9/32 83.3	11/16 17.5	4 1/64 102.0	4 1/2 114.3	5 11/16 144.5	1 15/16 49.2	1 5/16 33.3	2 27/32 56.4	3 15/32 88.1	2.114 53.70	0.748 19.00	2.69 68.40	GR208-24 GR208-25 GR208-40mm	T-208-H
GRT209-26 GRT209-27 GRT209-28 GRT209-45mm	1 5/8 1 11/16 1 3/4 45mm	3/4 19.1	5/8 15.9	3 9/32 83.3	1 15/16 49.2	1 9/64 29.0	3 9/32 83.3	11/16 17.5	4 1/64 102.0	4 19/32 116.7	5 11/16 144.5	1 15/16 49.2	1 3/8 34.9	2 1/4 57.2	3 7/16 87.3	2.122 53.90	0.748 19.00	2.93 74.50	GR209-26 GR209-27 GR209-28 GR209-45mm	T-209-H
GRT210-29 GRT210-30 GRT210-31 GRT210-32 GRT210-50mm	1 13/16 1 7/8 1 15/16 2(s) 50mm	3/4 19.1	5/8 15.9	3 9/32 83.3	1 15/16 49.2	1 9/64 29.0	3 3/8 85.7	11/16 17.5	4 1/64 102.0	4 19/32 116.7	5 27/32 148.4	1 15/16 49.2	1 15/32 37.3	2 5/16 58.7	3 17/32 89.7	2.268 57.60	0.748 19.00	3.39 86.00	GR210-29 GR210-30 GR210-31 GR210-32 GR210-50mm	T-210-H
GRT211-32 GRT211-33 GRT211-34 GRT211-35 GRT211-55mm	2 2 1/16 2 1/8 2 3/16 55mm	1 25.4	3/4 19.1	4 1/32 102.4	2 17/32 64.3	1 3/8 34.9	3 3/4 95.3	.866 22.0	5 1/8 130.2	5 3/4 146.1	6 3/4 171.5	2 17/32 64.3	1 1/2 38.1	2 9/16 65.1	4 3/16 106.4	2.429 61.70	0.874 22.20	3.50 89.00	GR211-32 GR211-33 GR211-34 GR211-35 GR211-55mm	T-211-H
GRT212-36 GRT212-37 GRT212-38 GRT212-39 GRT212-60mm	2 1/4 2 5/16 2 3/8 2 7/16 60mm	1 1/4 31.8	3/4 19.1	4 1/32 102.4	2 17/32 64.3	1 3/8 34.9	4 1/32 102.4	.866 22.0	5 1/8 130.2	5 3/4 146.1	7 5/8 193.7	2 17/32 64.3	1 21/32 42.1	2 15/16 74.6	4 11/16 119.1	2.846 72.30	1.000 25.40	4.06 103.00	GR212-36 GR212-37 GR212-38 GR212-39 GR212-60mm	T-212-H
GRT213-40 GRT213-41 GRT213-65mm	2 1/2 2 9/16 65mm	1 1/4 31.8	13/16 20.6	4 3/8 111.1	2 3/4 69.9	1 39/64 40.9	4 3/4 120.7	17/16 27.0	5 15/16 150.8	6 9/16 166.7	8 27/32 224.6	2 3/4 69.9	1 23/32 43.7	3 7/16 87.3	5 13/32 137.3	2.846 72.30	1.000 25.40	4.11 104.50	GR213-40 GR213-41 GR213-65mm	T-213-H
GRT214-42 GRT214-43 GRT214-44 GRT214-70mm	2 5/8 2 11/16 2 3/4 70mm	1 1/4 31.8	13/16 20.6	4 3/8 111.1	2 3/4 69.9	1 39/64 40.9	4 3/4 120.7	17/16 27.0	5 15/16 150.8	6 9/16 166.7	8 27/32 224.6	2 3/4 69.9	1 13/16 46.0	3 7/16 87.3	5 13/32 137.3	3.220 81.80	1.189 30.20	4.39 111.50	GR214-42 GR214-43 GR214-44 GR214-70mm	T-214-H
GRT215-45 GRT215-46 GRT215-47 GRT215-48 GRT215-75mm	2 13/16 2 7/8 2 15/16 3 75mm	1 1/4 31.8	13/16 20.6	4 3/8 111.1	2 3/4 69.9	1 39/64 40.9	4 3/4 120.7	17/16 27.0	5 15/16 150.8	6 9/16 166.7	9 1/8 231.8	2 3/4 69.9	1 7/8 47.6	3 5/8 92.1	5 1/2 139.7	3.358 85.30	1.311 33.30	4.65 118.00	GR215-45 GR215-46 GR215-47 GR215-48 GR215-75mm	T-215-H

Standard Mounted Units

1. Slot width ('K' dimension) can be made to your specification upon request. See page 129 for suggested options.
2. Specify slot width when ordering the complete unit: Example: GRT205-17-17/32
3. Specify slot width when ordering the housing only: Example: T-205-H-17/32